
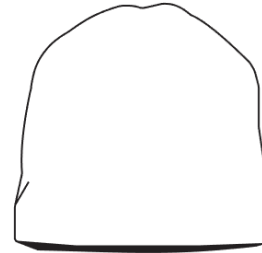


Pick a Beanie Type

Sublimated shell. Skull cap (Non-lined)



Sublimated shell with fleece lining



Inside Fleece Color



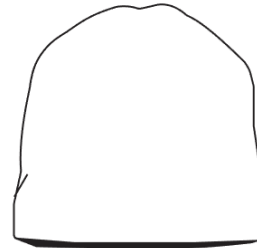
Sublimated shell with 24 mm knit lining



Inside Knit Color



Sublimated shell with hidden knit lining



Inside Knit Color



After your beanie is selected please address the inside pantone color. If you selected Skull Cap (Non-lined) this pantone color is not necessary.

Type pantone color here: _____

Beanie Details

Are you using Embroidery?

Yes

No

If yes, will it be

3D

Flat

What sides will have embroidery

Front

Right Side

Left Side

Back Side

Other notes

Beanie Size:

Deep

Standard

Shallow

Are you using sublimation?

Yes

No

Name:

Email:

Contact Number:

Agent Name:

Discount Code:

* When the form is completed click the email form button and a project manager will contact you.