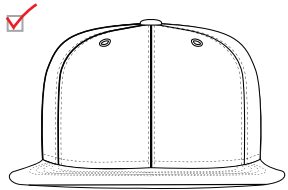
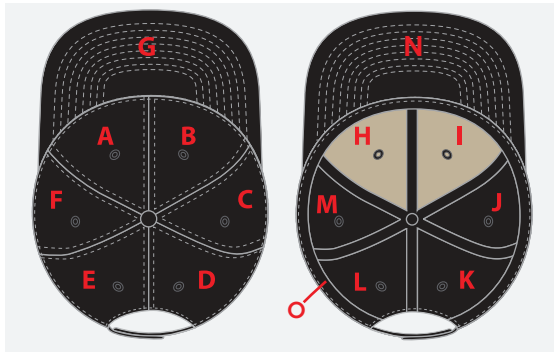


## Hat Style

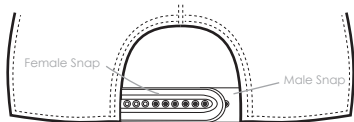


6 panels High Crown (Snap-Back)

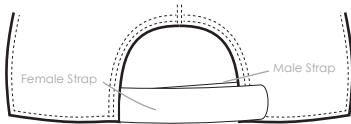


## Closure

plastic snap back



velcro strap closure



Female (Pantone)   
Male (Pantone)

## Stitching (Pantone)

Eyelet Color

Crown Stitching Color

Top Visor Stitching

Bottom Visor Stitching

Front Center Stitching  Clear  Match

## Exterior Panels (Pantone)

Panel Color(s) C-N are mesh panels

- A
- B
- C
- D
- E
- F
- G
- N

Sublimation

- A
- B
- C
- D
- E
- F
- G
- N

## Interior Taping

TAPING COLOR:

## Brim

PANEL: COLOR / SWATCH:

TOP VISOR

G

UNDER VISOR:

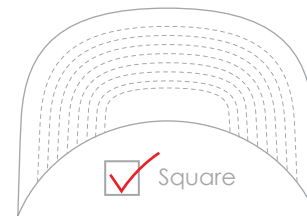
N

TYPE OF BRIM:  FLAT  Pre-curved

STYLE OF BRIM:

- Regular Brim
- Sandwich | Color:

SHAPE OF BRIM:



Number of Row stitches:

1 | 2 | 3 | 4 | 5 | 6 | 7 | 8

## Inside Hat

BUCKRAM:  Standard  Double  Single  None

O SWEATBAND: